

## METRO Property New-Build News

**N**EXT week, the capital will be celebrating the Thames as London Rivers Week gets underway. Running from June 26 to July 2,

the week is organised by environmental charity Thames21, and aims to inspire people to take pride in our waterways, understand the challenges they face and come together to create a healthy future for our river.

Undoubtedly, new housing developments impact our riverbanks, sometimes adversely, but in many cases they are revitalising formerly contaminated and derelict sites, and enhancing existing ones.

Among them is Northbank Place, a 5.5-acre site adjacent to the London Eye, a significant new, mixed-use residential, commercial and retail community that is transforming the riverside, just over the bridge from the House of Parliament.

The site was once inaccessible private land, but a new public realm includes landscaped gardens that meet the Thames straight, and paved walkways that draw the public into its restaurants and cafe-treat squares.

The central London location, unrivalled river views and a quality design, build and finish, has meant that more than 400 luxury apartments have been sold in a little over two years. Prices start from £1.05million for a sumptuous one-bed apartment in



With demand for riverside homes at an all-time high, no wonder developers are **GOING WITH THE FLOW**

Beddleside Gardens, with Miele appliances, floor-to-ceiling polished stone bathrooms and walkways in the west-facing 17-storey tower nearest the riverside (seeohbankplace.com).

Surrounded by three of the landmarks which have come to symbolise London – the Thames, the Tower of London and Tower Bridge – more than 80 per cent of **Landmark Place** is wrapped in glass

to provide what Baratt claims to be 'the widest views of any development across the River Thames'.

Tower Millennium Pier is adjacent to the east of the site, giving residents access to the Thames Clipper commuter and other leisure river services. Prices start from £362,500 for a one-bed (towermillennium.com).

Bedfury Thames Gateway are building a new collection of waterside

houses called **The River Gardens** in Greenwich.

As well as an impressive 200-metre river frontage, the development has a courtyard, swimming pool and gym for residents' private use. Comprising more than 230 stylish new apartments in a range of one, two and three-bedroom layouts, the houses are set in a series of five stock


buildings. Prices are to be confirmed. (bedfury.co.uk).

Meanwhile, over in Woolwich, Thames Arsenal Riverside has a kilometre of river frontage, and a Thames Clipper pier right to hand on site. Prices start at £412,500 for a Manhattan suite and £485,000 for an apartment with one bedroom and one bathroom. (onyalondonriverside.co.uk).



### LANDMARK PLACE'S Canary Wharf

One of the UK's tallest residential towers, at 233 metres high, this 75-storey development stands at the western end of South West India Dock. A range of apartments, from studios to three-bedroom homes is available. Seventy-five floors up on the roof, residents will be able to experience the spectacular and otherworldly terraces open to the elements with breathtaking views towards the east and west sides of Canary Wharf. Prices start from £425,000. (landmarkplace.co.uk)



Time to reflect: The River Gardens, Greenwich

## New-Build News METRO Property

### IVERNA QUAY Greenwich Millennium Village

Iverna Quay is the newest phase of homes at BMW, a joint venture development by Countrywide and Taylor Wimpey. The collection of contemporary homes is exclusively situated behind the Greenwich Yacht Club, with some apartments overlooking the river Thames. Prices start from £330,000 for a two-bedroom apartment – and London Help to Buy is available on selected units. (gmw.london)



### LOMBARD WHARF SW1T

Sitting on the banks of the Thames, all 134 apartments at Lombard Wharf have luxurious, private wrap-around terraces with views across the Thames. The tower has a graceful aesthetic which incorporates a slight two-degree twist as it rises. Next to Cromwell Bridge, Lombard Wharf is just a short walk from Battersea Park and Capharn Junction train station. Prices are from £725,500 for a one-bedroom apartment. (barattlondon.com)

### ROYAL DOCKS WEST Royal Docks

Mount Anvil is developing Royal Docks West, which has panoramic views of the Docks and the Thames across to The O2 and Canary Wharf. The 19-storey tower of 102 studio, one, two and three-bedroom homes (including 26 affordable homes) also features alongside retail space and a public landscaped garden. Prices from £465,000 for a one-bedroom apartment; completions are scheduled from autumn/winter next year. (royaldockwest.com)



## AN URBAN OASIS in the HEART OF CAMBERWELL

Two Bed Apartments Ready to Move Into Now from £595,000

Camberwell on the Green is surrounded by numerous shops, restaurants and cafes, and is served by over 15 bus routes providing access to many of London's key destinations in under 20 minutes.

BOOK YOUR APPOINTMENT: 020 7355 6088 | CAMBERWELLONTHEGREEN.COM

SALES GALLERY OPEN:  
Mon-Fri: 10am-6pm Sat-Sun: 10am-5pm  
Located on Camberwell Passage and Camberwell Road, SE5

Camberwell on the Green developed by FRANKERS PROPERTY MARCH PARSONS

## Time Well Spent

### BEAUFORT PARK London NW9

Beaufort Park pairs quality homes with exemplary facilities, including its very own exclusive spa, pool and resident-only gym. Set within a wealth of landscaped open spaces, creating **The Essence of London Living.**

Celeste Apartments Now Launched  
Prices start at £349,980

Virtual Open Homes and Marketing Suite  
Open weekdays 10am-6pm, weekends 11am-5pm  
020 8108 3322 | sales@beaufortpark.co.uk

020 8108 3322  
sales@beaufortpark.co.uk | beaufortpark.co.uk

St George




**New Build NEWS**  
by Gordon Miller

New-Build News **METRO Property**




**IVERNA QUAY**  
*Greenwich*  
**Millennium Village**  
Iverna Quay is the newest phase of homes at GMV, a joint venture development by Countryside and Taylor Wimpey. The collection of contemporary homes is exclusively situated behind the Greenwich Yacht Club, with some apartments overlooking the River Thames. Prices start from £530,000 for a two-bedroom apartment – and London Help to Buy is available on selected units.  
[gmvlondon.com](http://gmvlondon.com)



**LOMBARD WHARF**  
*SW11*  
Sitting on the banks of the Thames, all 134 apartments at Lombard Wharf have luxurious, private wrap-around terraces with views across the Thames. The tower has a graceful aesthetic, which incorporates a slight two-degree twist as it rises. Next to Cremorne Bridge, Lombard Wharf is just a short walk from Battersea Park and Clapham Junction train station. Prices are from £721,500 for a one-bedroom apartment.  
[barratlondon.com](http://barratlondon.com)

**LANDMARK PINNACLE**  
*Canary Wharf*

One of the UK's tallest residential towers, at 233 metres high, this 75-storey development stands at the western end of South West India Dock. A range of apartments, from studios to three-bedroom homes is available. Seventy-five floors up on the roof, residents will be able to experience the spectacular and other-worldly terraces open to the elements with breathtaking views towards the east and west sides of Canary Wharf. Prices start from £425,000.  
[landmarkpinnacle.com](http://landmarkpinnacle.com)



Time to reflect: The River Gardens, Greenwich

**ROYAL DOCKS WEST**  
*Royal Docks*

Mount Anvil is developing Royal Docks West, which has panoramic views of the Docks and the Thames across to The O2 and Canary Wharf. The 19-storey tower of 105 studio, one, two and three-bedroom homes (including 26 affordable homes) also features alongside retail space and a public landscaped garden. Prices from £465,000 for a one-bedroom apartment; completions are scheduled from autumn/winter next year.  
[royaldockswest.com](http://royaldockswest.com)

